



# Year End Customer Appreciation Sale!

40% everything on the floor in the store: fabrics, books, notions, patterns, thread, wool, kits, etc.

**December 28, 3-7 for Toad Toters only.**

--you must bring your bag to get in.

**December 29, 10-6 for everyone.**



December 21, 2018

I'm going to L.A. for Christmas and I can't wait to share all of the wonderful news with my relatives about small town living. You know how it goes. Everyone asks how things are going, what's new. They all live in huge cities, so Cheyenne is a bit of a novelty. For example, I'll be able to tell everyone about the opening of a new airline service in town...that only goes to one city. Dallas. And they'll look at me dumbfounded, and I'll say, It's

true. The other service shut down about 7 months ago, so being able to fly out of Cheyenne to anywhere is exciting. And they'll shake their heads in wonderment.

I'll tell them that we get one flight a day, and a maximum of 50 people can leave. At that rate it will take about 1,400 days to clear everyone out of Cheyenne. But think of it! Dallas! Everyone is so excited. It's like somebody just invented Cheerios or something. Even my choir board was hoping to cash in by singing at a grand opening. I mean, how often does a new airline service come to town anyway? And my relatives thought it weird that I didn't have internet, let alone wifi, at my house.

Becca interrupted at this point.

"You're leaving?" I could see the desperation mounting in her. "I'm going to be home alone? At Christmas?"

"Becca, calm down. You're not alone. Cassidy will be here."

"Same thing," she said snarkily. "What if we get prowlers, or worse, coyotes?" She started turning in circles.

"You'll bark, like you always do," I told her, but she wasn't listening.

"I'm going to have to build booby traps all over the yard, and you know Cassidy is never any help. She doesn't know a hammer from a nail."

"And you do?" She glared at me.

"And you expect us to just stay out in the yard, all day." She thought for a moment. "And all night? What about dinner? Who's going to feed us? What about treats? And where am I going to get a train to cart around silhouettes to show in the window?"

"Becca, calm down. What are you talking about?"

"You know, in Home Alone, the kid puts silhouettes of people on a toy train so it looks like people are moving around in the house. And what if the cat eats the electrical cord to the lights on the tree and the great uncle lights a cigar too close and the tree goes up in smoke? And if the prince comes when you're not home, you'll never get married & become a princess. And that dog park will get turned into a nail salon if you're not here. And the foster kids will lose their house. And when the ghost of Christmas...."

"Becca," I hollered. "You've been vegging out on too many made for tv Christmas movies. You're going to be just fine. Your favorite dog sitter is coming. You like to play with her. She'll give you treats." Becca perked up.

"And I've rearranged things for you outside. I put the hay bales by the dog houses and blankets in front, so if you don't want to get inside, you can sleep under the stars." Becca looked doubtful.

"Cassidy likes it. She's already lying on the blanket so it must be nice." Nothing like building expensive insulated wood dog houses, shingled & everything, when a couple of \$3 hay bales and an old blanket would have been just fine. It's a little like spending money on toys for the toddler, and all she wants to do is crawl into the boxes.

"She'll hog the blankets." "No she won't." "Yes she will." "No she won't." "Yes...." "You'll even get your Christmas present early. But you have to promise to be good."

Becca started turning in circles again. Time for her to go outside.

"I think I see a jogger going down the road. Better go outside and protect the backyard. Just like in Home Alone." I opened the door and Becca charged out.


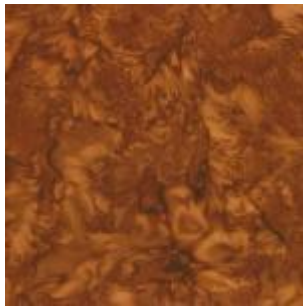

Merry Christmas, and if you're flying out of town to visit family, I hope the weather in Dallas is nice.

---


## WHAT'S NEW!!

From Hoffman:





From Camelot:




From Timeless:



From P & B:




www.pbtext.com BOHE 208 B




www.pbtext.com BOHE 206 MU




www.pbtext.com BELF 221 P



www.pbtext.com ESS4 681 G



www.pbtext.com ESS4 681 R



www.pbtext.com ESS4 679 G





www.pbtext.com ESS4 678 Y




www.pbtext.com ESS4 678 C



www.pbtext.com ESS4 676 P




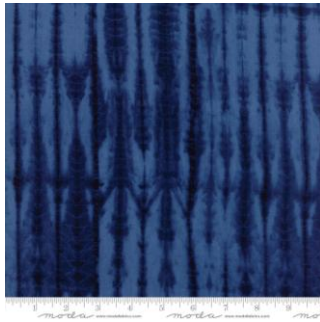
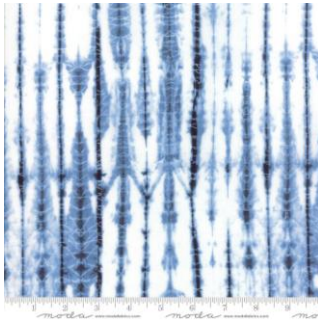

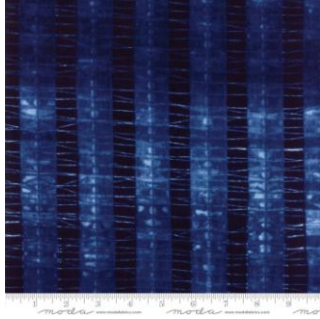
From Hoffman:



overwide




From Moda:



From Benartex:



Section measures approx. 15" x 15"





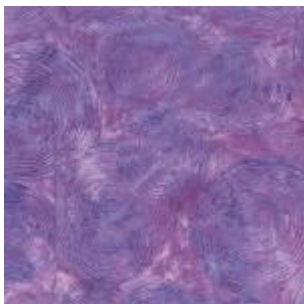





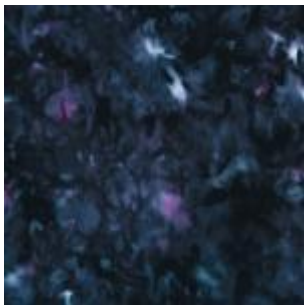

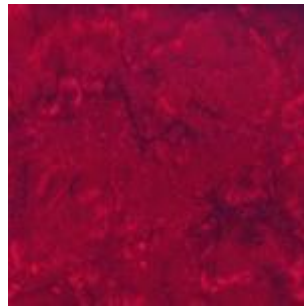
ONE FULL REPEAT MEASURES APPROX. 24" X 43"  
(INCLUDES 6 CATS FOR FUSSY CUTTING)



PANEL MEASURES APPROX 24" X 43"

From Hoffman:







And 2 more, one light  
& one dark

From Windham: Art History





## **SIGN UP FOR LONG ARM QUILTING CLASSES TODAY!**

**Classes are on Wednesdays and some Saturdays: 10:30-1:30; 2:30-5:30, or 6-8:30. Check the calendar for dates. Only 4 to a class.**

**Rentals have started for those who have taken the class. Tuesdays and Fridays, and a couple of Saturday and Sunday rentals. Check the calendar for rentals. Generally, there are 2 rentals times per day: 10:30-2 and 2:30-6. \$25/hr or \$85 for 3 1/2 hours. \$50 minimum. Plus \$5/bobbin for thread. Most quilts (double and smaller), even for beginners, will take about 2 1/2-3 hours. We will discuss what you plan to do on your quilt and will help you estimate how long it will take.**

**Class descriptions follow the calendar, so keep scrolling. Classes are listed alphabetically.**

# December

Sunday	Monday	Tuesday	Wednesday	Thursday	Friday	Saturday
Color of the month Christmas						1 <b>BOM 10:30</b> <b>Baltimore Woods 1-4</b> <b>Toy Bags 4-6</b> Finish Your Quilt Sale
2 <b>CLOSED</b>	3 <b>Market Tote Bag 1-4</b>	4 Christmas Triangle Frenzy 1-4 Long arm rental day	5 <b>Machine Applique 1-4 OR 6-9</b>	6 <b>Origami Bags 10:30-1:30</b> Toy Bags 2-5	7 Long arm rental day	8 <b>Embroidery Club 10-noon</b> <b>Story Quilt 1-6</b>
9 <b>Panels Are Fun! 1-5</b>	10 <b>Hello Pouches 10:30-3</b>	11 Long arm rental day	12 <b>Knit Pickers' Club 6-8:30</b>	13 <b>Origami Bags 10:30-1:30</b> Toy Bags 2-5	14 Long arm rental day	15 <b>Hello Pouches Bags 1-5</b>
16 <b>Pillow Case Party 1-4</b>	17	18 Long arm rental day	19 <b>Take 5 for Christmas 10:30-5</b>	20	21 Long arm rental day	22 Full Moon
23	24 <b>Close at 2</b>	25 <b>CLOSED</b>	26	27	28 <b>Customer Appreciation Sale Toad Toters Only 3-7</b>	29 <b>Customer Appreciation Sale 10-6</b>
30	31					

Closed for inventor y	Closed for Inventor y					
--------------------------------	--------------------------------	--	--	--	--	--

## January 2019

Sunda y	Monda y	Tuesd ay	Wednesd ay	Thursd ay	Frida y	Saturd ay
		<b>1</b> <b>Close d</b> <a href="#">New Year's day</a>	<b>2</b> Long Arm Quilt classes 10:30-1:30; 2:30-5:30	<b>3</b>	<b>4</b> Binding 1-4	<b>5</b> BOM 10:30 Baltimore Woods 1-4  Monthly Mini 4-6
<b>6</b> <b>Close d</b>	<b>7</b>	<b>8</b> Hand work Club 2-4 Long Arm Rental Day	<b>9</b> Knit Pickers' Club 3-7	<b>10</b> Live Each Season Wool Applique Wall hanging Winter 1-4	<b>11</b> Open sew 3-7 Long Arm Rental Day	<b>12</b> Embroidery Club 10-noon Moose in the Woods 1-6
<b>13</b> Long Arm Rental Day	<b>14</b>	<b>15</b> Hand work Club 2-4 Long Arm Rental Day	<b>16</b> Hand quilting 10-noon	<b>17</b>	<b>18</b> Long Arm Rental Day	<b>19</b> Ribbons & Roses 10:30- 5
<b>20</b>	<b>21</b> Aegean Sea 10:30-5 <a href="#">M.L King Day</a>	<b>22</b> Hand work Club 2-4 Long Arm Rental Day	<b>23</b> Knit Pickers' Club 3-7	<b>24</b> Project Day: Wool Needle Case #1 1-5	<b>25</b> Open sew 3-7 Long Arm Rental Day	<b>26</b>  One Block Wonder Panel Class Reunion 4-6
<b>27</b> Beginning Quilt 1-4	<b>28</b> Grandmothe r's Flower Garden English Paper Piecing & Hand Piecing 1-4	<b>29</b> Hand work Club 2-4 Long Arm Rental Day	<b>30</b> Long Arm Quilt classes 10:30- 1:30; 2:30-5:30; OR 6-9	<b>31</b> Beginning Quilt 6-9		<b>Color of the month: Purple</b>

February 2019						
Sunday	Monday	Tuesday	Wednesday	Thursday	Friday	Saturday
					<b>1</b>	<b>2 BOM</b> <b>10:30</b> Long Arm Rental 12-4 <b>Monthly</b> <b>Mini 4-6</b>
<b>3</b> Beginning Quilt 1-4	<b>4</b>	<b>5</b> Hand work Club 2-4 Long Arm Rental Day	<b>6</b> Half Log Cabin 10:30-4	<b>7</b> Live Each Season Wool Applique Wall hanging Winter 1-4  Beginning Quilt 6-9	<b>8</b> Open sew 3-7 Long Arm Rental Day	<b>9</b> Embroidery Club 10-noon Potluck II 1-5
<b>10</b> Beginning Quilt 1-4	<b>11</b>	<b>12</b> Hand work Club 2-4 Long Arm Rental Day	<b>13</b> Long Arm Quilt classes 10:30- 1:30 Back Basting 10- noon <b>Knit Pickers'</b> <b>Club 3-7</b>	<b>14</b> Beginning Quilt 6-9 <a href="#">Valentine's</a> <a href="#">Day</a>	<b>15</b> Long Arm Rental Day	<b>16</b> One Block Wonder Panel 10:30- 5
<b>17</b> Beginning Quilt 1-4	<b>18</b> Aegean Sea 10:30-5 <a href="#">President's</a> <a href="#">Day</a>	<b>19</b> Hand work Club 2-4 Long Arm Rental Day	<b>20</b> Half Log Cabin 10:30-4	<b>21</b> Project Day: Wool Needle Case #1 1-5  Beginning Quilt 6-9	<b>22</b> Open sew 3-7 Long Arm Rental Day	<b>23</b> Log Cabin Cabins 10:30-5

24 Beginning Quilt 1-4	25 Grandmother's Flower Garden English Paper Piecing & Hand Piecing 1-4	26 Hand work Club 2-4 Long Arm Rental Day	27 Long Arm Quilt classes 10:30- 1:30  Knit Pickers' Club 3-7	28 Sew simple Pineapples 10:30-4  Beginning Quilt 6-9	Color of the month: red

## FALL CLASSES

**Long Arm Quilting Classes Wednesdays from 10:30-1:30, 2:30-5:30 or 6-8:30 Barb Boyer \$30 (check calendar for specific times & dates)**

In this class you will learn all about the Nolting long arm quilting machines: loading, threading, quilting. I'll demonstrate how to load and thread, set stitch length, change tension, wind and load bobbins. Then I will load a practice quilt onto the machine and show how to do hand guided quilting. Each student will be given at least 15-20 minutes of practice time. (Each class is limited to 4 students). You will be able to do free hand quilting plus you can practice following a pantograph. Any quilter who wants to rent to machines must take this class first, regardless of whether you have experience on a long arm machine. This class is not designed to teach you everything there is to know about long arm quilting-it's just a start.

**One Block Wonder Panel Quilt  
Start preparing  
now! Sue Frerich**

For all of you who missed the class before, you don't want to miss this class-we will have a reunion in January for everyone who has taken the class. So get your quilts done and to the shop by mid January so we can display them. Next classes will start in February. Start choosing next One Block Wonder Panel



your panels for your  
Quilt.

**Pillow Case Party Sun. Dec. 16 1-4 FREE**

If you've never made a pillow case, or just want some time to sew a pillow case, this class is for you. This is a great mother/daughter styled class and pillow cases make great presents!

**Take 5 Quilt, Wed Dec 19 10:30-5 Barb Boyer \$20**

In 5 minutes you can find 5 fabrics and in 5 hours you will have a quilt. You can do it, but most people take a little longer. This is a quick & easy quilt. It's great for a kid's quilt, a dorm quilt, or just a quilt to showcase big and bold prints. Come sew all and see how far you get!



## Spring Classes

**Aegean Sea Quilt, Monday Jan 21 & Feb. 18, 10:30-5 Sue Frerich \$25**

Red, black & white makes for a striking quilt, in this Star and

Greek Key geometric quilt. The piecing may look intricate, but Sue will give you great tips on putting this classic yet modern quilt together.



**Attic Window Basics Wed Mar 20, 10:30-4 Barb Boyer \$20**

This class will give you the basics of cutting & sewing the Attic Widow block. We will practice the mitered corners on scrap fabrics first, before you start on your own quilt. You can take a panel & make it into a window pane quilt; you can do an I Spy quilt with attic window treatment on all four sides, or just put a mitered border on a quilt. Your choice.



**Baltimore Woods Block of the Month** 2nd Saturday of the month  
January (last class) 1-4

**Beginning Machine Applique** Thurs May 2, 1-4 OR 6-9 \$25 Barb Boyer  
So many quilts use applique these days. Learn the ins and outs of machine applique, from points to curves. We will practice the button hole/blanket stitch, satin stitch, and you can also play around with your decorative stitches. Threads, fusibles and stabilizers will be discussed.

**Beginning Machine Quilting** Thurs April 4, 1-4 OR 6-9 \$25 Sue Frerich  
Be prepared to quilt! You will practice your quilting skills on various samples, using both your walking foot and darning foot. Batting, threads, needles and patterns will be discussed. Who knows? By the time you leave you may even be able to write/quilt your name!

**Beginning Paper Piecing**, Thur April 25, 1-4 or 6-9 Sue Frerich \$20  
Learn the basic of paper/foundation piecing. This is a technique class where you will learn how to cut, sew & trim - all the essential steps for successful paper piecing. If you are not sure about stepping into a big paper piecing project and just want to learn the basics, this is the class for you.


**Beginning Quilting** Thurs. starting Sun Jan 27 1-4 OR Thur Jan 31 6-9  
8 weeks \$65 Barb Boyer  
This comprehensive 8-week course will introduce to you almost everything you need to know about piecing a quilt top. Along the way you will learn about color, batting, thread, machines and various techniques to give you the skills to make almost any quilt.

**Binding** May 3, 1-4 Barb Boyer \$20  
This is an extended binding class. You will learn how to cut bias & cross grain bindings, how to sew it on including mitering the corners and joining the ends, & how to hand stitch the final side. Then in class, you will attach a binding to your own quilt. You will need to have a small project quilted & ready for binding.

**Block of the Month** First Sat of month 10:30-11:15 FREE Barb Boyer  
Join at any time. You get a free fat quarter if you come to class with the previous month's completed block. This year we're making a black & white + one color quilt. The challenge, if you choose to accept it, is work within the black & white palette (plus one color placed where ever you like). For the color choice, we are drawing paint chip cards, covered in newspaper so you can't see what color you're getting. But...if you don't like the color you've drawn you can 1) swap with a neighbor, or 2) draw a new color. And if you just can't bring yourself to work in neon green and no one will swap with you, you can just choose your own color.

**Cat's Play** Sat April 6 & 27, 10:30-1:30 Sue Frerich \$20

This is a small wall hanging, designed to teach a particular machine applique technique. In the first class you will learn how to make the block. It's easy and you will get a lot done in class. By the second class, you should have your quilt finished and the class will concentrate on the applique technique. This is a turned edge method for machine applique, which results in a finished, not a raw edge, applique.



**Fancy Forest**, an Elizabeth Hartman quilt Sun April 14 & 28, 1-4 Sue Frerich \$25


This is a delightful sampler quilt featuring animal blocks: Fancy Fox, Hazel Hedgehog, Bunny, Thistle, Francis Firefly and Allie Owl. This fat quarter friendly project is sewn with simple straight and diagonal seams with no templates or paper piecing. Just so you know, the fabrics line from In the Beginning choice for some of the animals. You quilt in baby, wall hanging or bed



Diaphanous would be a great can make the size.

May 18, June 15, July 20 10:30-5

This quilt is a Krista Moser quilt, no FanFaire, is a 4-month block of the block is made twice totaling twelve block teaches you a new way to use the Creative Grids 60 Degree Diamond Ruler, designed by Krista Moser. Cut a combination of diamonds, triangles, hexagons, parallelograms and trapezoids to create this fun quilt, and all with one ruler! This quilt goes together fast and is oh so striking!



**FanFaire** Sat Jean Korber \$25 template piecing. month. Each blocks. Every

**Grandmother's Flower Garden, English**

**Paper Piecing** last Monday of each month, 2-4 Barb Boyer \$20 (one time fee)

We will teach the basics of English Paper Piecing, the simple & easy way to hand piece. English paper piecing dates back to the early 1800s. It is a hand sewing method that uses paper templates to help sew



complex angles together, like hexagons. Any number of different designs can be made, including Grandmother's Flower Garden-this is the pattern we're doing this year. We will also show how to hand piece the traditional way, also, if you are interested.


**Half Log Cabin Quilt** Wed Feb 6 & Wed Feb 20  
10:30-4 Barb Boyer \$20

We are focusing this year are various ways to make log cabin quilts. This first quilt is a half log cabin, logs on two sides, not all four. And it features a scene for the "square" in the middle. We have kits of the quilt hanging in the classroom, which is a perfect summer time camping quilt.



**Hand Applique/Back Basting** TBA Sandra Freeburg  
Feb 13, 10-noon \$25 or call for other dates

Back basting is a template free method of needle turn applique. No slippery freezer paper or chalked lines on top that never seem to get turned under quite right. This method is especially great for traveling, because your pieces will be basted onto your background -- no need for pins to get in the way. This class is great for beginners and all levels of appliquers. Don't let hand applique frustrate you. It's really easy and relaxing!



**Hand Embroidery Club** 2nd Sat. of the month, 10-noon FREE Kathy Sconce

If you want to learn to hand embroider or just brush up your technique, join us on the second Saturday of the month from 10 to noon. You can work on your own projects or you can join the project we are doing. This year we are following a purchased pattern called Gardner's Alphabet Quilt Block of the Month by Crabapple Hill. We will explore a variety of embroidery stitches for each block each block (2 letters per month), plus we will learn how to color with regular crayons to enhance the blocks. Each month Kathy Sconce shows us a new stitch to try, plus, she guides us through thread choices, how to knot, fabrics to use, and tracing techniques.



**Hand Quilting** Jan. 16, 10-noon Sandra Freeburg \$25 Watch the calendar or call for other dates

Hand quilting is an art that should not be lost. By the end of Sandra's class you will be hand quilting with confidence. Everyone has at least one special quilt that calls out for hand quilting. And there is nothing better than the feel of a hand quilted quilt. Do yourself a favor and learn this art that connects us to our past -- our mothers, grandmothers and great grandmothers.

**Knit Pickers' Club** 2nd and 4th Wed of each month, 3-7 Carol Moler  
 We are changing up the Knit Pickers' Club. We're going to knit 2 days a month every second and fourth Wednesday, and we'll start earlier in the day at 3. For those you you who work, we'll still be knitting 'till 7. The Club is open to all skill levels. We want to share what we've learned, find new patterns, and simply just sit and knit. We work on some felting projects, fingerless mittens, mittens, and socks. And we are working on a group project-meaning everyone does the same pattern. Each month we will learn a different pattern, make it into a square and eventually put all the squares into one project-afghan, scarf, bag, etc.


**Live Each Season Wool Applique** Thurs: Jan 10, Feb 7, Mar 7, April 11, May 9 (& rest of year) 1-4 Barb Boyer \$20

This wool wall hanging has 4 rows: Spring, Summer, Fall & Winter. We will start with the Winter Row in January. We will take 2 months per row, and we'll take July & August off. You will learn wool applique, various embroider stitches, and how to add fun embellishments to your wall hanging.



**Log Cabin Cabins or Cabins in your Log Cabin Quilt**, Sat Feb 23 & Mar 23, 10:30-5 Barb Boyer \$20

This is the second log cabin quilt we will make this year. This quilt, from Judy Martin's Log Cabin Quilt Book puts cabins into the corners of the log cabin blocks for a very striking & different log cabin quilt.



**Long Arm Quilting Classes** Wednesdays from 10:30-1:30, 2:30-5:30 or 6-8:30 Barb Boyer \$30 (check calendar for specific times & dates)  
 In this class you will learn all about the Nolting long arm quilting machines: loading, threading, quilting. I'll demonstrate how to load and thread, set stitch length, change tension, wind and load bobbins. Then I will load a practice quilt onto the machine and show how to do hand guided quilting. Each student will be given at least 15-20 minutes of practice time. (Each class is limited to 4 students). You will be able to do free hand quilting plus you can practice following a pantograph. Any quilter who wants to rent to machines must take this class first, regardless of whether you have experience on a long arm machine. This class is not designed to teach you everything there is to know about long arm quilting-it's just a start.

**Machine Applied Binding** Mon April 8, 1-4 \$20 Jean Korber  
Jean will teach 2 different machine applied bindings. One style uses cording to help keep the binding straight & true. The other uses a flange, for a two-toned binding. Putting binding on by machine cuts your time more than in half-and by using cording, you can have a perfectly applied binding with no messy "oops" where your stitching just didn't quite catch the binding on the back side. And, you will have time to cut and attach one of these bindings on your own quilt, so bring a small quilt that is ready for binding to class, so you will get some hands on practice.

**Monthly Minis** First Saturday of the Month, 4-6  
This year we are going to do several different wall hangings. These will be kitted with all of the necessary fabrics and patterns. We will work on the same wall hanging for 2-3 months. You can choose to do one or all of them (I think I have 4 scheduled). In class we will learn various machine applique techniques to use on the blocks and some of the kits come with embellishments, so we will discuss how to add the embellishments to the quilts. First quilt: Snowmen!



**Woods** Sat Jan 12, 1-6 Barb Boyer  
This is a flannel quilt, with mitered pattern is free, and we did have kits them out. If you already have a kit, for you! The purpose of the class is borders. So if you don't have a kit, the class to learn how to put on a




**Moose in the**  
\$20  
borders. The  
but have sold  
this is the class  
to teach mitered  
you can still take  
mitered border.

**Mystic Garden** Sat. April 27, 2-6, then a quilt retreat

weekend at the shop, May 25-26, 10:30-6. Barb Boyer \$30.

This quilt uses the In the Beginning Diaphanous fabrics (most of them). This is a color wash styled quilt, with appliqued circles. I will teach a different turned edge applique method, suitable for blind hem stitch. The tough part of the class is not the piecing or the applique: it's keeping the fabrics in the right order. Thus, the retreat, so you don't have to take down your fabrics in between classes.




**One Block Wonder Panel Quilt**

**Class Reunion** Jan 26, 4-6 Then class is Feb. 16, Mar 16, and Mar. 30, 10:30-5 Sue Frerich \$25

For all of you who missed the class before, you don't want to miss this class. First we'll have a trunk show to showcase all of the One Block Wonder Panel quilts you've done

over the last couple of years. Everyone is invited to come see all the wonderful quilts--which means, everyone who has taken the class, get your quilt tops done! You have a month to go before the reunion! The next class starts in February, so sign up early to make sure you get a space--which is limited for this class. And start choosing your panels for your own One Block Wonder Panel Quilt.




**Paper Pieced**

\$25

beautiful tulip wall hanging or

This class is

piecers (see also required book also pieced flowers, so



how to paper piece, you can make any of the other flowers in the book.

**Tulip** Sat Mar 2, 12-4 Sue Frerich

You will learn to make this block and you can turn it into a make more for a bed sized quilt. suitable for beginning paper Beginning Paper Piecing). The


has more paper once you learn

**Potluck II** Second Saturday of the Month, 1-5 Ginger Newman \$20

This is a free form, with some structure, class. It involves scraps, color, free form techniques, make it work anyway you want, and liberated thinking. I've never had so much fun and we want everyone to try this style and join the fun. This spring we are adding a twist: We are going to "collaborate" on a different block each month, selection chosen at random out of a hat. The challenge is make at least one block that you can 1) use into your quilt, 2) trade with a class member or 3) save it in your parts department for later. We will teach the blocks from Gwen Marston Collaborative Quilting book.

**Project Day:** Jan 24, Feb. 21, Mar 21, May 23 & 30, 1-5 Barb Boyer \$20/per class



On Project Day for Spring, we are doing needle cases. The first project is a little needle case in wool, with a cat (or other applique of your choice) (no picture of this case) appliqued on top. This project will be kitted with the wool and embroidery threads - everything you need to make the needle case. The second from a pattern by Sue Spargo. This not be kitted, but we have plenty of wools for you to choose. This needle case is very colorful and we want you to choose your favorite colors for making the case. We will teach the stitches and we'll have in stock Sue Spargo's Creative Stitchery book. The last needlecase project is out of the Stitches from the Yuletide by Kathy Schmitz. This is a two session class: one session for the needlework and one to make the bag. We will add a session if needed. This needlecase will not be kitted either.



needle case is needle case will

**Ribbons & Roses** Sat Jan 19 10:30-5 Sue Frerich \$25

Ribbons & Roses is a Southwind Design pattern by Annette Ornelas. It features her signature dimensional curved piecing, created with straight-line piecing. After Sue showed her quilt, she got requests to teach it, so the class has been scheduled by popular demand! Come learn this interesting and beautiful technique that puts curves into your quilts.



**Sew Simple Pineapples** Thur Feb 28, 10:30-4 Daenette More \$20

Most quilters have the Pineapple Block as one of their bucket-list quilts they want to accomplish. Daenette has great tricks & tips to making this block. You don't want to miss the class!

**Spoon Quilting** Wed. Mar 13, 10-noon. \$25 Sandra Freeburg

No more sore fingers! Learn to Spoon Quilt, with a special spoon quilting tool. This tool helps you keep your stitches tiny and even without pricking your finger. Need to have basic quilting skills (rocking motion quilting).



## Nolting Longarm Machines

Nolting has 5 main machines, each with different reaches: from 17" to 30" depending on the machine. They are sold with or without a frame, but after I saw & helped set up one of the steel frames this week, I recommend buying the frame. All machines, except for the Standard--the most economical machine-- have a stitch regulator. I recommend a stitch regulator. All machines can be equipped with a computer and there are a couple of different ones to choose from. In addition, you can get an extended table base so that you can use rulers, you can get larger bobbins on some of the models and on the frames you can get hydraulic lifts to raise and lower the tables. In the coming weeks, I will print out more information on each model.

The best entry level machine is the Fun Quilter. It comes in 17", 20" & 23" reach. It comes with the Intellistitch Equalizer stitch regulator, standard speed control, needle up/down, and fixed handles in the front & rear. This machine can also be equipped with a computer.



The Pro Machine has the Intellistitch Turbo stitch regulator, single stitch option, standard speed control, needle up/down and customizable



handles in the front & rear. The Pro Machine comes in 20", 24" and 30" reach with 10-12" of inside height. There are easy dials on the front to set stitch length and other options. This machine can also be equipped with a computer.



The NV Machine is the newest in the fleet of Nolting machines. This machine has a touch screen with programmable stitch regulation. You can stitch in 4 different stitch modes plus single stitch and needleup/down. It also has an adjustable brightness LED work light. This machine can also be equipped with a computer.



Nolting also has a commercial machine with the Intellistitch Equalizer stitch regulator, standard speed control, needle up/down, and fixed handles in the front & rear. This machine can also be equipped with a computer.

## CLUBS

### HAND EMBROIDERY CLUB-FREE!

If you want to learn to hand embroider or just brush up your technique, join us on the second Saturday of the month from 10 to noon. You can work on your own projects or you can join the project we are doing.

\*\*\*\*\*

### Hand Work Club-FREE!

Every Tuesday afternoon from 2-4, join us to just sit & hand stitch, crochet, bind, or knit group. Bring what you're working on, sit up at the table in front by the window and work on your

projects for awhile. You can get advice & suggestions from your fellow quilters and share your experiences about your projects.

\*\*\*\*\*

**Knit Pickers' Club FREE!**

This is another get-together class to sit & knit, work on our projects, share information and get some help. We will share techniques, suggest patterns, but mainly we'll sit & knit (or pick). We are discussing trying to do a group project-meaning everyone does the same pattern. Each month we will learn a different pattern, make it into a square and eventually put all the squares into one project-afghan, scarf, bag, etc. 2nd & 4th Wednesdays, 3-7.

\*\*\*\*\*

**Block of the Month Club FREE!**

First Saturday of the Month, 10:30-11:15. Join at any time. You get a free fat quarter if you come to class with the previous month's completed block.

\*\*\*\*\*

**Monthly Mini Club FREE!**

First Saturday of the Month from 4-6.

This year we are going to do several different wall hangings. These will be kitted with all of the necessary fabrics and patterns. We will work on the same wall hanging for 2-3 months. You can choose to do one or all of them (I think I have 4 scheduled). In class we will learn various machine applique techniques to use on the blocks and some of the kits come with embellishments, so we will discuss how to add the embellishments to the quilts.

\*\*\*\*\*

**Toad Toters Club**

On full moon days (as noted in the calendar) you will get 20% off all purchases (not otherwise discounted) that you can fit in your bag. You must bring your bag to participate.

Full Moon Days: January 20 , February 19 , March 20, April 19, May 18.

**Discount Policy**

We will honor only one discount -- whichever is largest. You can't combine a 10% with a 25% discount to get a 35% discount. On this we can't be bribed.

**Color of the Month**

January red; February purple; March green; April yellow; May white.

Join the fun and come feel the difference of quality fabrics.

Happy quilting!

Sincerely, Barbara Boyer

Around the Block

307-433-9555

[www.aroundtheblockquilts.com](http://www.aroundtheblockquilts.com)